



The
Great
Feasts
DIY Banner



The Great Feasts DIY Banner



HOW TO:

1. Print file in Landscape orientation.
2. Color penant drawings.
3. Cut out penants.
4. Assemble banner in liturgical year order. You can do this by glueing or taping the pennants to a ribbon, or by hole punching the top of each pennant and threading a string through your pennants.
5. Journey through the liturgical year together with your family.

THE ORTHODOX LITURGICAL YEAR:

Theophany
Presentation of the Lord in the Temple
Annunciation
Palm Sunday
Pascha
Ascension
Pentecost
Transfiguration
Dormition
Nativity of the Theotokos
Elevation of the Cross
Entrance of the Theotokos into the Temple
The Nativity of our Lord

Inspired by the 2020 Orthodox Children's Calendar -
Journey through the Great Feasts

For personal and classroom use only.

©Draw Near Designs

www.drawneardesigns.com



THEOPHANY




PRESENTATION OF
THE LORD IN
THE TEMPLE



ANNUNCIATION



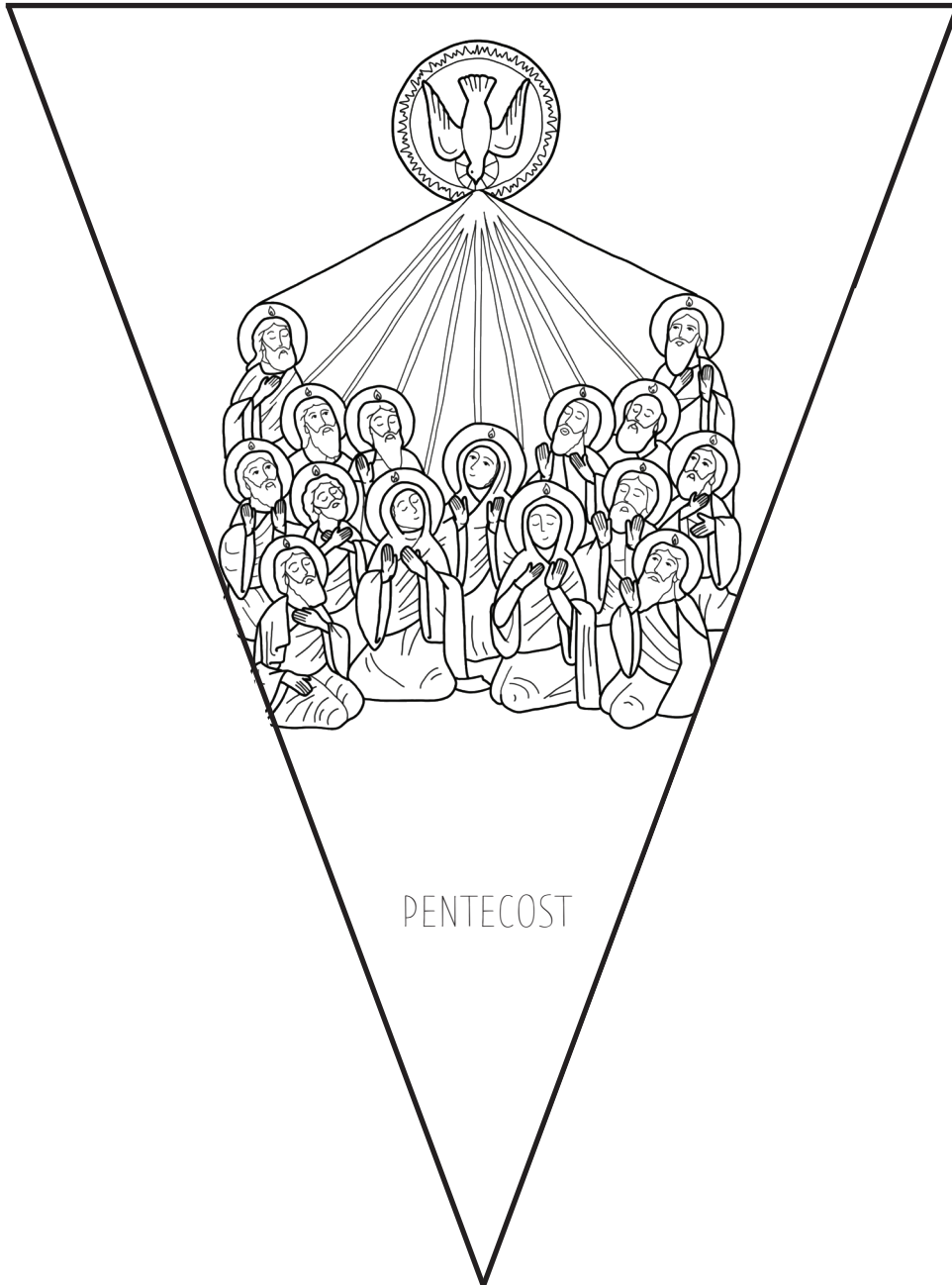
PALM SUNDAY




PASCHA



ASCENSION



PENTECOST




TRANSFIGURATION



DORMITION




NATIVITY OF THE
THEOTOKOS



ELEVATION
OF THE CROSS



ENTRANCE OF THE
THEOTOKOS
INTO THE
TEMPLE



NATIVITY OF
OUR LORD